

**OTHER INFORMATIONS OF INTEREST**

- Gallantry Medals Awarded to Policemen
- Comparison of Pay Scales of Policemen
- Terrorists/Extremists affected - Police Districts
- State of Mobility, and holding Computers
- Incidence of Transfers of Police Officers
- Firearms looted/stolen from Police
- Number of Criminal Courts

This chapter gives the information on State/UT wise data on the Recipients of Police Medals for Gallantry; Comparison of Pay Scales of Police Personnel in different States; Terrorists/Extremists affected districts; Police Officers transferred; Availability of Mobile Forensic Vans; Computers held by the Police Departments; Firearms looted/stolen from police.

Data on Number of Criminal Courts has also been compiled. Required information has not been received from a large number of States/UTs, hence the same has been indicated accordingly in Tables 11.8 (Page No. 136)

**Police Medals for Gallantry**

These Medals are awarded to the police personnel for exhibiting conspicuous gallantry in saving life and property, or in preventing crime or arresting dangerous criminals. During 2008-09 a total of 20 President's Police Medals for Gallantry (PPMG) and 263 Police Medals for Gallantry (PMG) were awarded for outstanding performance to the Police personnel from the States/UTs and Central Police Forces. Details are given in Table - 11.1. (Page No. 129)

Out of the total of 20 PPMG Medals awarded, 12 (60.0%) have been accounted for by the state of Maharashtra alone. In the case of Police Medals for Gallantry 206 Medals have been awarded to the deserving Police Personnel of 6 States and 2 CPFs as shown in the Table above which accounts for 78.3% of the total medals awarded during 2008-09 in the country.

**Gallantry Medals 2008-09**

S. No.	States/CPOs	PPMG	PMG
1	Andhra Pradesh	0	35
2	Assam	0	24
3	Jammu & Kashmir	1	22
4	Maharashtra	12	22
5	Manipur	0	32
6	Uttar Pradesh	0	18
7	BSF	1	14
8	CRPF	4	39
9	Rest of States/CPO	2	57
	<b>All India</b>	<b>20</b>	<b>263</b>

**Comparison of Pay Scales of Police Officers**

The pay scales of police personnel from the rank of Constable to Deputy Superintendent of Police (Dy. SP) are almost same in the most of States/UTs of the country. But in some States there is a wide variation in the scales in comparison to these being paid in some other States. Assam has minimum pay scale for constable to Dy.SP. 16 States & all the seven Union Territories have adopted the Sixth Pay Commission Report and revised the scales accordingly whereas the remaining States/UTs have the same scales as last year.

Details are given in Table - 11.2. (Page No. 130)

**Terrorists/extremists affected police districts**

A total of 197 police districts in the country were affected by terrorism/extremism during the year 2008. Five states namely Assam, Bihar, Jammu & Kashmir, Jharkhand and Orissa facing conflict situations, contributed about 54% of this total. 28 police districts in Assam, 33 districts in Bihar, 21 districts in Jammu & Kashmir, 18 districts in Jharkhand and 17 districts in Orissa were shown affected in 2008. Details are given in Table - 11.3. (Page No. 131)

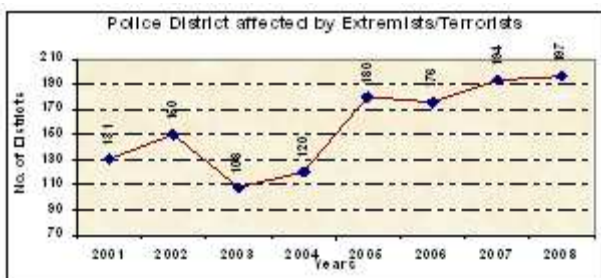
# CHAPTER 11

## Districts affected by terrorism/extremism in 2008

Police Districts	Affected	Total	%age of State Affected
Assam	28	28	100.0
Bihar	33	40	82.5
J&K	21	24	87.5
Jharkhand	18	26	69.2
Orissa	17	34	50.0

Almost entire states of Assam (100.0%), Bihar (82.5%) and Jammu & Kashmir (87.5%) bore the brunt of this conflict by the extremists/terrorists activities.

Number of police districts affected by Extremists/Terrorists during the last seven years 2001 to 2008 has manifested largely an increasing trend except 2003 & 2006 when it decreased as shown in the graph below. This is a disturbing trend and poses formidable challenge before the security forces.

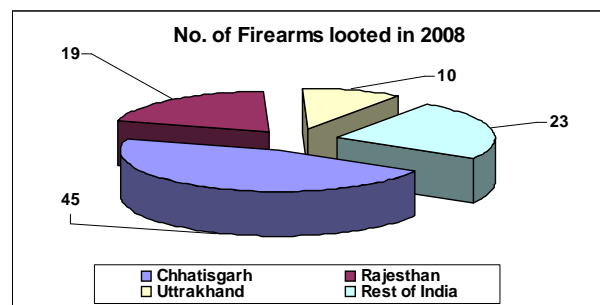


Extremism/insurgency related conditions entail deployment of more Central Police Forces as well as State Police Forces to control the highly armed Extremists / Insurgents in these areas. All out efforts are being made not only to curb this trend but to reverse it as well, in order to ensure that writ of law runs effectively in all the areas of our country.

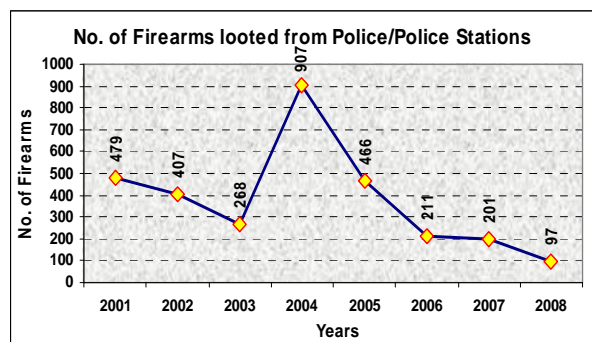
Police manpower alone is not sufficient to curb the crime, maintain law & order, traffic management, internal security & allied requirements unless they are facilitated with basic necessities like computers, cameras for security, Traffic and investigation, speed checking & breath analyzers instruments and mobile forensic science vans etc. to work smoothly & more effectively. So States/UTs wise information on computers, mobile forensic science vans etc. is also compiled & presented in Tables 11.5 to 11.6. (Page No. 133-134)

## Number of firearms looted/stolen

During 2008 data on the number of firearms looted/stolen from the Police/Police Stations has not been received from the states of Bihar, Jharkhand and Maharashtra. From the rest of States/UTs, Chhatisgarh, Rajasthan and Uttarakhand alone accounted for 74(76.3%) of the total 97 firearms so looted/stolen during this period as shown in the graph below. Details are given in Table - 11.7. (Page No. 135)



Number of firearms looted from Police/Police Stations at the All India level over the last seven years 2001 to 2008 is depicted in the graph below. It reveals generally a decreasing trend for the looting of the arms from the police custody except 2004, when it increased significantly. The looting of arms generally takes place in the terrorists / extremists affected areas. The aim of extremists attacking police force is not only to loot the arms for their own use but to demoralize the police force also. The Government of India and the State Governments are conscious of this disturbing phenomenon and have initiated a string of steps to curb this trend altogether in terms of better security arrangements for the field police units and better training of police personnel to handle such situations effectively.





## CHAPTER 11

**TABLE 11.1 -- DETAILS OF POLICE MEDALS FOR GALLANTGRY AWARDED TO POLICE PERSONNEL OF STATES/UTs/CENTRAL POLICE FORCES, ETC. DURING 2008-09**

Sl. No.	States / UTs.	PPMG	PMG
(1)	(2)	(3)	(4)
1	Andhra Pradesh		35
2	Arunachal Pradesh		
3	Assam		24
4	Bihar		10
5	Chhatisgarh		6
6	Delhi	2	3
7	Goa		
8	Gujarat		1
9	Haryana		3
10	Jharkhand		3
11	Himachal Pradesh		
12	Jammu & Kashmir	1	22
13	Karnataka		1
14	Kerala		
15	Madhya Pradesh		8
16	Maharashtra	12	22
17	Manipur		32
18	Meghalaya		
19	Mizoram		
20	Nagaland		1
21	Orissa		5
22	Punjab		
23	Rajasthan		
24	Sikkim		
25	Tamil Nadu		1
26	Tripura		3
27	Uttar Pradesh		18
28	Uttarakhand		
29	West Bengal		
30	A & N Island		1
31	Chandigarh		
32	Puducherry		
33	Assam Rifles		11
34	BSF	1	14
35	CISF		
36	CRPF	4	39
37	ITBP		
38	Other CPOs		
	<b>TOTAL</b>	<b>20</b>	<b>263</b>

**PPMG:** President's Police Medal for Gallantry

**PMG:** Police Medal for Gallantry

**Source:** Annual Report 2008-09, MHA

# CHAPTER 11



**TABLE 11.2 -- STATE/UT-WISE PAY SCALES FROM THE RANK OF CONSTABLE TO DY.SUPERINTENDENT OF POLICE AS ON 1.1.2009**

Sl.No.	States / UTs.	Dy. SP	Inspector	S.I.	A.S.I.	Head	Constable
(1)	(2)	(3)	(4)	(5)	(6)	(7)	(8)
1	Andhra Pradesh	10845-25600	9285-21550	7200-16925	6195-14175	5470-12385	4825-10845
2	Arunachal Pradesh#	15600-39100 +5400	9300 - 34800 +4200	9300 - 34800 +4200	5200-20200 + 2400	5200-20200 + 2000	5200-20200 + 1900
3	Assam	4300-11025	4960-10050	3850-8750	3010-6075	2890-5725	2650-5200
4	Bihar #	9300-34800	9300-34800	9300-34800	5200-20200	5200-20200	5200-20200
5	Chhatisgarh #	15600-39100 +5400	9300 - 34800 +4300	5200-20200 + 2800	5200-20200 + 2400	5200-20200 + 2200	5200-20200 + 1900
6	Goa #	15600-39100 +5400	9300 - 34800 +4200	9300 - 34800 +4200	5200-20200 + 2400	5200-20200 + 2000	5200-20200 + 1900
7	Gujarat #	15600-39100 +5400	9300 - 34800 +4200	9300 - 34800 +4200	5200-20200 + 2400	5200-20200 + 2000	5200-20200 + 1800
8	Haryana #	15600-39100 +5400	9300 - 34800 +4600	9300 - 34800 +3600	5200-20200 + 2800	5200-20200 + 2400	5200-20200 + 2000
9	Himachal Pradesh	7880-13500	5800-9200	5480-8925	4550-7220	4020-6200	3120-5160
10	Jammu & Kashmir #	9300-34800 + 4800	9300-34800 + 4200	9300-34800 + 4200	5200-20200 + 2800	5200-20200 + 2300	5200-20200 + 1900
11	Jharkhand	6500-10500	6500-10500	5500-9000	4000-6000	3200-4900	3050-4590
12	Karnataka	14050-25050	10800-20025	10000-18150	7275-13350	6250-12000	5800-10500
13	Kerala	12930-20250	10790-18000	9190-15510	8390-13270	7480-11910	6080-9830
14	Madhya Pradesh #	15600-39100 +5400	9300 - 34800 +4200	9300 - 34800 +3600	5200-20200 + 2400	5200-20200 + 2100	5200-20200 + 1900
15	Maharashtra	8000-13500	7450-11500	5500-9000	4500-7000	4000-6000	3200-4900
16	Manipur	8000-13500	6500-10500	5500-9000	4000-6000	3200-4900	3050-4590
17	Meghalaya	6350-11130	5500-9760	5100-8740	3725-6165	3450-5650	3100-5060
18	Mizoram	10000-15200	7500 - 12000	6500-10500	5500-9000	5000 - 8000	4000-6000
19	Nagaland	8000-13500	6000-9750	4500-7000	4000-6000	3200-4900	2750-4550
20	Orissa #	9300-34800 + 5400	9300-34800 + 4600	9300-34800 + 4200	5200-20200 + 2400	5200-20200 + 2200	5200-20200 + 1900
21	Punjab #	15600 - 39100 +5400	10300-34800 +3800	10300-34800 +3600	5910-20200 + 3000	5910-20200 + 2400	5910-20200 +1900
22	Rajasthan #	15600-39100 +5400	9300-34800 + 4200	9300-34800 + 3600	5200-20200 + 2400	5200-20200 + 2000	5200-20200 + 1900
23	Sikkim #	9300-34800 + 5400	9300-34800 + 5000	9300-34800 + 3800	5200-20200 +3400	5200-20200 +3000	5200-20200 + 2400
24	Tamil Nadu	8000-13500	6500-10500	5300-8300	-	4000-6000	3050-4590
25	Tripura #	13575-37000 +4500	9570 - 30000 +3500	5310 -24000 +2400	5310 -24000 +2000	5310 -24000 +1800	5310 -24000 +1700
26	Uttar Pradesh #	15600-39100 +5400	9300 - 34800 +4200	9300 -34800 +4200	5200-20200 + 2400	5200-20200 + 2000	5200-20200 + 1900
27	Uttarakhand #	15600-39100 +5400	9300 - 34800 +4200	9300 -34800 +4200	5200-20200 + 2400	5200-20200 + 2000	5200-20200 + 1900
28	West Bengal #	9000-40500 + 5400	9000-40500 +4700	7100-37600 + 3900	7100-37600 + 3200	-	5400-25200 + 2600
29	A&N Islands #	9300-34800 + 4800	9300-34800 + 4600	9300-34800 + 4200	5200-20200 + 2800	5200-20200 + 2400	5200-20200 + 2000
30	Chandigarh #	15600-39100 +5400	10300 - 34800 +3800	10300 - 34800 +3600	5910-20200 + 3000	5910-20200 + 2400	5910-20200 + 1900
31	D&N Haveli #	9300-34800 + 5400	9300-34800 + 4200	5200-20200 + 2800	5200-20200 + 2800	5200-20200 + 2400	5200-20200 + 2000
32	Daman & Diu #	9300-34800 + 4800	9300-34800 + 4600	5200-20200 + 2800	5200-20200 + 2800	5200-20200 + 2400	5200-20200 + 2000
33	Delhi #	15600-39100 +5400	9300-34800 + 4600	9300-34800 + 4200	5200-20200 + 2800	5200-20200 + 2400	5200-20200 + 2000
34	Lakshadweep #	9300-34800 + 4800	9300-34800 + 4600	9300-34800 + 4200	5200-20200 + 2800	5200-20200 + 2400	5200-20200 + 2000
35	Puducherry #	9300-34800 + 4800	9300-34800 + 4600	9300-34800 + 4200	5200-20200 + 2800	5200-20200 + 2400	5200-20200 + 2000

\*As on 01.01.2008

# Grade Pay of Sixth Pay Commission



## CHAPTER 11

**TABLE 11.3 -- STATE/UT-WISE TERRORISTS / EXTREMISTS AFFECTED POLICE DISTRICTS DURING 2008**

Sl. No.	States / UTs.	Number of Police Districts
(1)	(2)	(3)
1	Andhra Pradesh	13
2	Arunachal Pradesh	5
3	Assam	28
4	Bihar	33
5	Chhatisgarh	11
6	Goa	0
7	Gujarat	0
8	Haryana	0
9	Himachal Pradesh	0
10	Jammu & Kashmir	21
11	Jharkhand	18
12	Karnataka	4
13	Kerala	0
14	Madhya Pradesh	5
15	Maharashtra*	5
16	Manipur	9
17	Meghalaya*	7
18	Mizoram	0
19	Nagaland	11
20	Orissa	17
21	Punjab	0
22	Rajasthan	0
23	Sikkim	0
24	Tamil Nadu	0
25	Tripura	4
26	Uttar Pradesh	3
27	Uttarakhand	0
28	West Bengal	3
29	A&N Islands	0
30	Chandigarh	0
31	D&N Haveli	0
32	Daman & Diu	0
33	Delhi	0
34	Lakshadweep	0
35	Puducherry	0
	<b>All India</b>	<b>197</b>

\* As on 1.1.2008

## CHAPTER 11

**TABLE 11.4 -- STATE/UT-WISE NUMBER OF POLICE OFFICERS TRANSFERRED WITHIN LESS THAN ONE & TWO YEARS IN 2008**

Sl. No.	States / UTs.	Distt. Ss.P		DIGs (Range)	
		Less than one year	Less than two year	Less than one year	Less than two year
(1)	(2)	(3)	(4)	(5)	(6)
1	Andhra Pradesh	11	2	3	1
2	Arunachal Pradesh	4	3	0	0
3	Assam	0	5	1	0
4	Bihar	7	10	0	2
5	Chhatisgarh	3	6	0	0
6	Goa	0	0	0	0
7	Gujarat	10	6	1	1
8	Haryana	NA	NA	NA	NA
9	Himachal Pradesh	4	3	1	0
10	Jammu & Kashmir	0	0	0	0
11	Jharkhand	1	2	8	5
12	Karnataka	13	0	1	0
13	Kerala	1	10	1	0
14	Madhya Pradesh	4	17	1	1
15	Maharashtra	NA	NA	NA	NA
16	Manipur	1	0	0	0
17	Meghalaya	1	1	0	0
18	Mizoram	0	0	0	0
19	Nagaland	0	4	2	0
20	Orissa	12	7	0	1
21	Punjab	5	10	0	2
22	Rajasthan	0	0	0	0
23	Sikkim	0	0	0	0
24	Tamil Nadu	43	12	10	3
25	Tripura	1	3	3	4
26	Uttar Pradesh	119	275	37	77
27	Uttarakhand	10	0	1	0
28	West Bengal	4	4	0	1
29	A&N Islands	0	0	0	0
30	Chandigarh	0	0	0	0
31	D&N Haveli	0	0	0	0
32	Daman & Diu	0	0	0	0
33	Delhi	0	4	1	0
34	Lakshadweep	0	0	0	0
35	Puducherry	0	0	0	0
	<b>All India</b>	<b>254</b>	<b>384</b>	<b>71</b>	<b>98</b>

NA: Not Available



## CHAPTER 11

**TABLE 11.5 -- STATE/UT-WISE NUMBER OF MOBILE FORENSIC SCIENCE VANS HELD BY THE STATE POLICE FORCES**

Sl. No.	States / UTs.	As on Ist. Jan. 2008	Added during the year 2008	As on Ist. Jan. 2009 Col.(3)+(4)
(1)	(2)	(3)	(4)	(5)
1	Andhra Pradesh	36	0	36
2	Arunachal Pradesh	0	0	0
3	Assam	41	0	41
4	Bihar	NA	NA	NA
5	Chhatisgarh	6	0	6
6	Goa	1	0	1
7	Gujarat	32	2	34
8	Haryana	20	0	20
9	Himachal Pradesh	1	0	1
10	Jammu & Kashmir	15	0	15
11	Jharkhand	18	0	18
12	Karnataka	22	0	22
13	Kerala	15	2	17
14	Madhya Pradesh	38	0	38
15	Maharashtra*	9	0	9
16	Manipur	2	0	2
17	Meghalaya	7	0	7
18	Mizoram	3	0	3
19	Nagaland	10	0	10
20	Orissa	13	0	13
21	Punjab	20	0	20
22	Rajasthan	40	0	40
23	Sikkim	4	0	4
24	Tamil Nadu	24	0	24
25	Tripura	2	0	2
26	Uttar Pradesh	32	0	32
27	Uttarakhand	10	0	10
28	West Bengal	2	0	2
29	A&N Islands	0	0	0
30	Chandigarh	0	0	0
31	D&N Haveli	0	0	0
32	Daman & Diu	0	0	0
33	Delhi	0	0	0
34	Lakshadweep	0	0	0
35	Puducherry	0	0	0
	<b>All India</b>	<b>423</b>	<b>4</b>	<b>427</b>

\* As on 1.1.2008

NA: Not Available

## CHAPTER 11



**TABLE 11.6 -- STATE/UT-WISE NUMBER OF COMPUTERS AVAILABLE WITH THE STATE POLICE FORCE**

Sl. No.	States / UTs.	As on Ist. Jan. 2008	Added during the year 2008	As on Ist. Jan. 2009, Col. (3)+(4)
(1)	(2)	(3)	(4)	(5)
1	Andhra Pradesh	1,505	1,354	2,859
2	Arunachal Pradesh	122	0	122
3	Assam	228	12	240
4	Bihar	NA	NA	NA
5	Chhatisgarh	586	129	715
6	Goa	205	30	235
7	Gujarat	2,904	375	3,279
8	Haryana*	856	0	856
9	Himachal Pradesh	705	24	729
10	Jammu & Kashmir	1,084	0	1,084
11	Jharkhand	699	218	917
12	Karnataka	3,259	168	3,427
13	Kerala	1,015	3	1,018
14	Madhya Pradesh	2,374	18	2,392
15	Maharashtra*	1,624	0	1,624
16	Manipur	96	2	98
17	Meghalaya*	137	0	137
18	Mizoram	80	60	140
19	Nagaland	137	33	170
20	Orissa	583	159	742
21	Punjab	707	55	762
22	Rajasthan	3,054	1,019	4,073
23	Sikkim	93	0	93
24	Tamil Nadu	5,438	450	5,888
25	Tripura	151	12	163
26	Uttar Pradesh	2,499	2,391	4,890
27	Uttarakhand	590	30	620
28	West Bengal	911	4	915
29	A&N Islands	163	21	184
30	Chandigarh	164	11	175
31	D&N Haveli	10	0	10
32	Daman & Diu	12	0	12
33	Delhi	1,383	245	1,628
34	Lakshadweep	36	19	55
35	Puducherry	296	0	296
	<b>All India</b>	<b>33,706</b>	<b>6,842</b>	<b>40,548</b>

\* As on 1.1.2008

NA: Not Available



**TABLE 11.7 -- NUMBER OF FIRERARMS LOOTED / STOLEN FROM THE POLICE/ POLICE STATIONS DURING 2008**

SI.No.	States / UTs.	Number of Firearms
(1)	(2)	(3)
1	Andhra Pradesh	0
2	Arunachal Pradesh	0
3	Assam	4
4	Bihar	NA
5	Chhatisgarh	45
6	Goa	0
7	Gujarat	0
8	Haryana	0
9	Himachal Pradesh	0
10	Jammu & Kashmir	0
11	Jharkhand	NA
12	Karnataka	0
13	Kerala	0
14	Madhya Pradesh	7
15	Maharashtra	NA
16	Manipur	0
17	Meghalaya	0
18	Mizoram	0
19	Nagaland	0
20	Orissa	0
21	Punjab	3
22	Rajasthan	19
23	Sikkim	0
24	Tamil Nadu	0
25	Tripura	0
26	Uttar Pradesh	8
27	Uttarakhand	10
28	West Bengal	0
29	A&N Islands	0
30	Chandigarh	0
31	D&N Haveli	0
32	Daman & Diu	0
33	Delhi	1
34	Lakshadweep	0
35	Puducherry	0
	<b>All India</b>	<b>97</b>

NA: Not Available

## CHAPTER 11



**TABLE 11.8 - STATE/UT-WISE NUMBER OF CRIMINAL COURTS**

Sl. No.	States / UTs.	Session Courts	Chief Judicial/ Chief Metro. Magistrates	Judicial / Metropolitan Magistrates	Any other Courts
(1)	(2)	(3)	(4)	(5)	(6)
1	Andhra Pradesh	345	0	328	0
2	Arunachal Pradesh	17	60	87	3
3	Assam	71	40	83	4
4	Bihar	NA	NA	NA	NA
5	Chhatisgarh	NA	NA	NA	NA
6	Goa	NA	NA	NA	NA
7	Gujarat	NA	NA	NA	NA
8	Haryana	NA	NA	NA	NA
9	Himachal Pradesh	28	12	68	0
10	Jammu & Kashmir	7	4	17	0
11	Jharkhand	NA	NA	NA	NA
12	Karnataka	101	139	319	93
13	Kerala	139	18	126	9
14	Madhya Pradesh	NA	NA	NA	NA
15	Maharashtra	NA	NA	NA	NA
16	Manipur	NA	NA	NA	NA
17	Meghalaya	9	1	5	4
18	Mizoram	NA	NA	NA	NA
19	Nagaland	13	3	10	0
20	Orissa	NA	NA	NA	NA
21	Punjab	NA	NA	NA	NA
22	Rajasthan	210	192	304	52
23	Sikkim	2	2	4	0
24	Tamil Nadu	0	28	281	0
25	Tripura	19	4	16	4
26	Uttar Pradesh	NA	NA	NA	NA
27	Uttarakhand	38	25	24	38
28	West Bengal	NA	NA	NA	NA
29	A&N Islands	2	2	4	0
30	Chandigarh	5	2	11	1
31	D&N Haveli	NA	NA	NA	NA
32	Daman & Diu	NA	NA	NA	NA
33	Delhi	NA	NA	NA	NA
34	Lakshadweep	1	0	2	0
35	Puducherry	6	1	8	0
	<b>All India</b>	<b>1013</b>	<b>533</b>	<b>1697</b>	<b>208</b>

NA: Not available with Police Deptt.